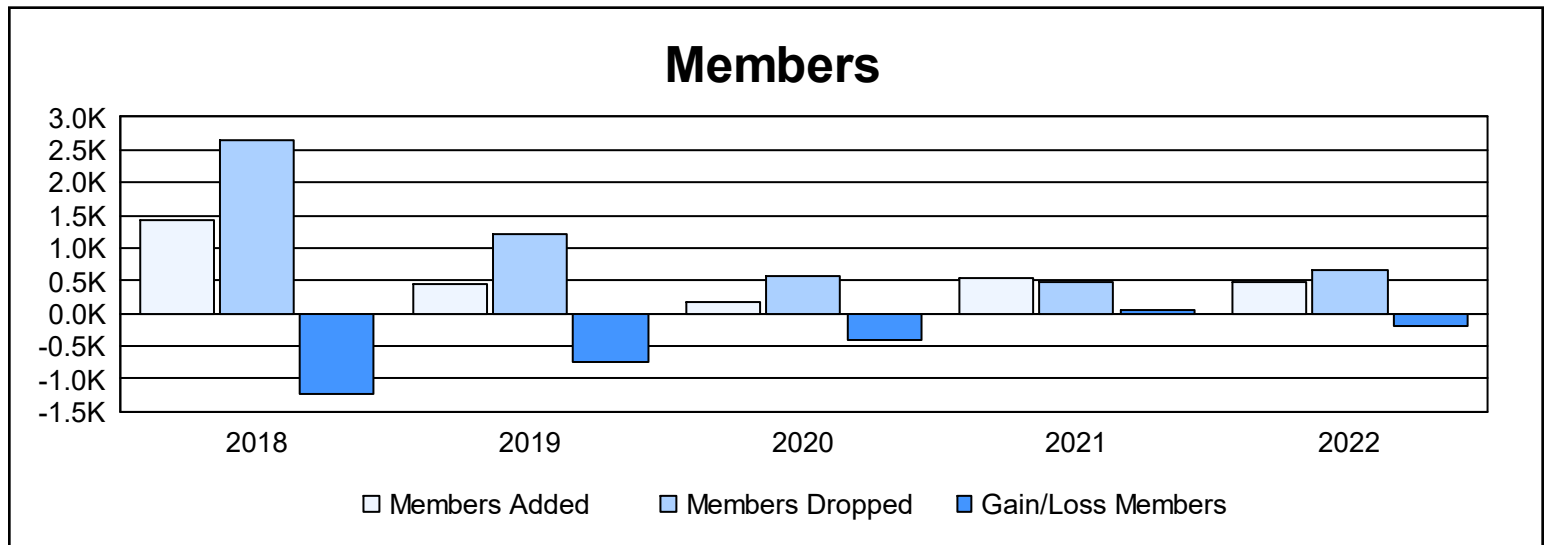
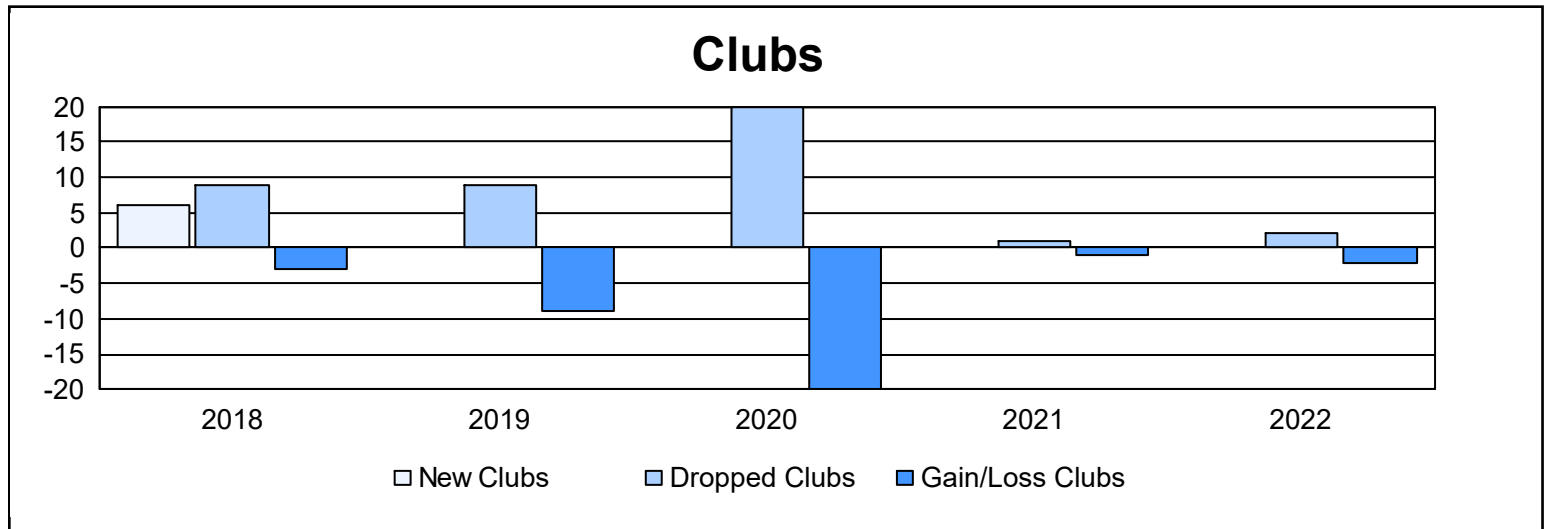
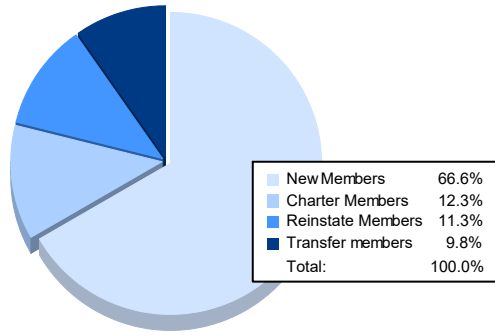


Year	New Clubs	Dropped Clubs	Gain/ Loss Clubs	New Members	Charter Members	Reinstate Members	Transfer Members	Total Member Added	Total Members Dropped	Gain/ Loss Members
2017-2018	6	9	-3	894	322	158	45	1,419	2,649	-1,230
2018-2019	0	9	-9	217	126	69	46	458	1,203	-745
2019-2020	0	20	-20	3	57	77	24	161	567	-406
2020-2021	0	1	-1	350	58	116	22	546	484	62
2021-2022	0	2	-2	319	59	54	47	479	672	-193
<b>Average</b>	<b>1</b>	<b>8</b>	<b>-7</b>	<b>357</b>	<b>124</b>	<b>95</b>	<b>37</b>	<b>613</b>	<b>1,115</b>	<b>-502</b>



### Membership Composition June 2022 Cumulative



### Gender Composition June 2022 Cumulative

